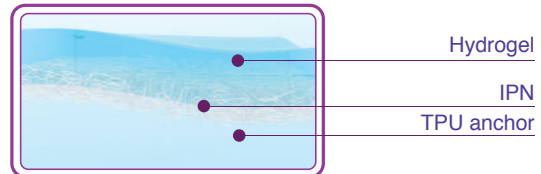


## HIPNA Technology

### Innovative Solution for Moist Wound Healing


Hydrogel with IPN Anchor : The interpenetrating polymer network is formed by part of the hydrogel layer into the meltblown nonwoven layer, thereby the remaining meltblown nonwoven layer being laminated with the pressure sensitive adhesive layer such that the hydrophobic pressure sensitive adhesive layer, meltblown non-woven and hydrogel layers being bound together by the interpenetrating polymer network.



## AQUIPHER® Layer

### Excellent Material for Advanced Hydrogel Wound Dressing

The patented HIPNA technology, perfectly combines the hydrogel and multi-directionally flexible elastic non-woven fabrics such that they retain their individual characteristics. The material is transparent, multi-ductile, and highly absorptive. It can anchor with pressure sensitive adhesive layer to develop advanced hydrogel wound dressing.



## Properties



TENSILE STRENGTH



ABSORBENCY



THICKNESS


## Applications



Advanced Wound Care



Consumer HealthCare



Medical Cosmetics



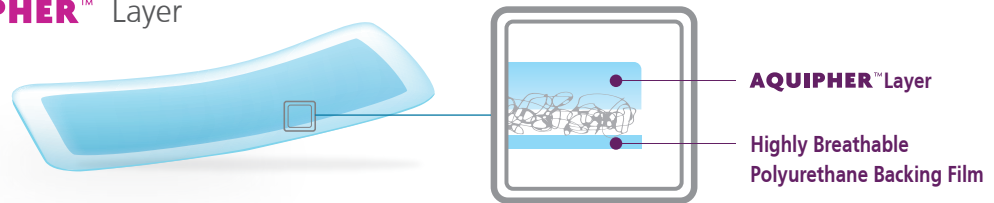
Tatto Aftercare

## Specifications

Product name	Reference code	Width	Length
<b>AQUIPHER®</b> Master Roll	91503100	310mm	100m

## An Ideal Adhesive Hydrogel Wound Dressing For the Treatment of Light to Moderate Exuding Wounds

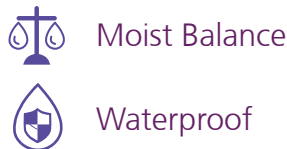
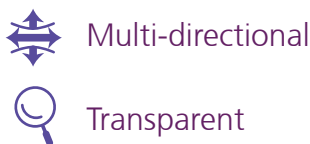
powered by **AQUIPHER™** Layer



### Clinical Advantages

- ✓ An ultra-thin hydrogel wound dressing consists of an inner **AQUIPHER™** layer and outer bacteria-blocking waterproof PU film.
- ✓ Absorbs tissue fluid, helps with autolytic debridement, protects the wound from infiltration, and maintains a moist and homogeneous environment for the wounds, to accelerate wound healing and prevent scarring.
- ✓ Loss of adhesion after water absorption: enables easy removal from the wound and does not cause secondary injury, thereby reducing the nursing and replacing time.
- ✓ Multi-directional flexibility of both the hydrogel and PU film: can be perfectly fitted on the joints and skin to increase patient's comfort and satisfaction.




### Product Features



### Indications for use

- Post surgical wounds
- Superficial and partial thickness burns
- Venous leg ulcers
- Abrasions and lacerations
- Pressure ulcers
- Diabetic ulcers

### Specifications

Shape	Hydrogel (mm)	PU Film (mm)
Square 	20 x 20	36 x 36
	30 x 30	50 x 50
	50 x 50	70 x 70
	100 x 100	130 x 130
Rectangular 	25 x 100	50 x 125
	30 x 140	60 x 170
	30 x 170	60 x 200
Loop * 	10 x 80	25 x 90
	12.5 x 110	27.5 x 120

\* Special designed for circumcision

Manufacturer  
RecentCare BioMedical Inc.

3F., No.632, Guangfu S. Rd., Da'an Dist., Taipei City 106, Taiwan  
Tel: +886 2 2703 0682 Fax: +886 2 2703 0719



www.recentcare.com  
MADE IN TAIWAN